

# THE PENTHEON SERIES



**I EMPOWER  
I UNLEASH  
I FIGHT  
I SAVE**



**THE NEW SUPERIOR  
PENTHEON SERIES  
UNRESTRAINED  
PERFORMANCE  
FOR YOUR MISSION.**

All around the world first responders work in the most extreme conditions to save people's lives. They are faced with different challenges every day, all requiring quick decision making and solid teamwork. Working under pressure, in a race against the clock, first responders need equipment they can fully rely on. It is for these men and women that we have developed our new Pentheon Series: High-tech rescue tools that are miles ahead of all other equipment on the market, cordless and hose tools alike.

Only the Holmatro Pentheon Series offers you the unrestrained performance, unparalleled speed and ultimate control you've never experienced before!

Watch the Pentheon campaign movie:  
[holmatro.com/en/rescue/pentheon-series](http://holmatro.com/en/rescue/pentheon-series)





# PENTHEON



**UNRESTRAINED PERFORMANCE FOR YOUR MISSION**

- CUTTERS -

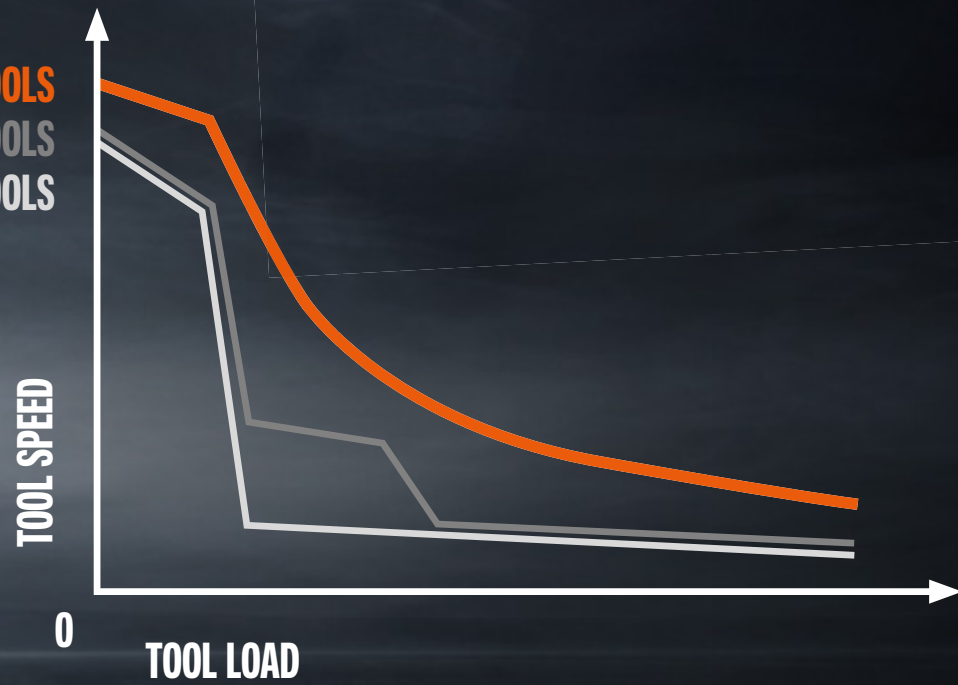
- RAMS -

- COMBI TOOLS -

- SPREADERS -



**PENTHEON TOOLS**  
HOSE TOOLS  
BATTERY TOOLS



**UNPARALLELED TOOL SPEED AT ANY LOAD**

**PATENTED**

## UNPARALLELED SPEED STEPLESS SPEED MAXIMIZATION

Pentheon tools are the fastest rescue tools on the market. A revolutionary mechatronic system inside the tools continuously optimizes the motor and pump settings, to deliver a maximized oil flow over the full pressure range. This provides you, as a rescuer, with unparalleled tool speed at any load.

Where all other rescue tools show a significant decrease in speed when switching to another stage to deal with higher loads, Holmatro Pentheon tools stick to the ideal stepless speed curve.



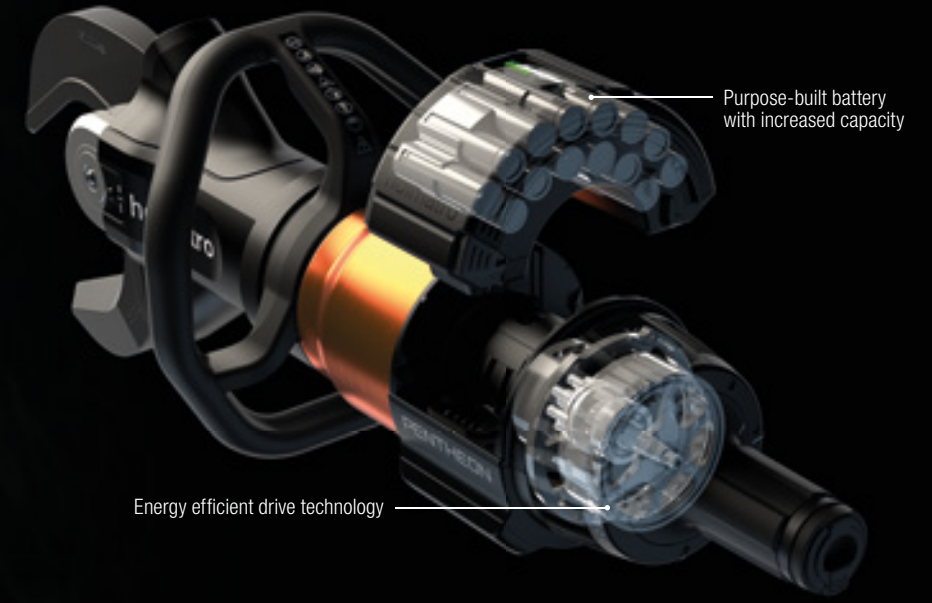


## ULTIMATE CONTROL TWO-MODE CONTROL HANDLE FOR ULTIMATE SPEED CONTROL

In the rescue business speed is nothing without control. Every second counts, but since you are working near a patient you need to be careful. Therefore our Pentheon tools have ultimate speed control. A unique two-mode control handle offers you the choice, at any time during the rescue operation, to switch between the tool's high-speed and low-speed modes. Within these two modes, the speed is still proportional to how far you turn the handle to its left or right.

Experience ultimate control of the fastest rescue tools ever!





## MAXIMUM ENDURANCE EXTENDED WORKING TIME

Holmatro Pentheon tools help you get more work done without swapping batteries. These are the reasons why.

### PURPOSE-BUILT BATTERY WITH INCREASED CAPACITY

Specially developed to power our high-performance Pentheon tools, this battery contains extra large and powerful cells. Thanks to the bigger cell volume, it heats up much slower than regular batteries. This means you can complete more work, while using its maximum power.


### ENERGY EFFICIENT DRIVE TECHNOLOGY

The patented mechatronic system that controls the motor and pump settings of our Pentheon tools is extremely energy efficient. Especially when compared to the drive technology used in other cordless rescue tools. All with the aim to extend your working time.

### AUTO START/STOP FUNCTION: NO ENERGY WASTE

When the tool is not operated or has reached its maximum pressure, the motor stops automatically. This saves valuable battery capacity. Simply turn the control handle to restart the tool.





... and even under water.

## MAXIMUM ENDURANCE USE IN ALL CONDITIONS

Whether it's hot or cold, in the rain or snow and even under water: Pentheon tools can be used in all conditions.

### TEMPERATURE MANAGEMENT TECHNOLOGY

Both tool and battery temperatures are continuously monitored to make sure these don't get too high, which would cause the tool to shut off. At extremely high temperatures Pentheon tools will automatically switch to working at a lower power consumption, without loss of force. All to make sure that you can keep going, even in hot weather and at high tool loads.

### UNDERWATER USE

Should you encounter a situation where you need to use your rescue tools completely submerged in water, our Pentheon tools are up for the job!





## USER CENTERED DESIGN BATTERY MANAGEMENT MADE EASY

What if battery management could be made as simple as just plugging it in?  
Well, that's exactly what we have done!

### ON-TOOL CHARGING

Stop swapping batteries! From now on you can charge the battery while it's still on the tool. Simply connect the tool to the charger and the whole charging process will regulate itself. The battery on the tool always has priority over the one on the charger, which will resume charging when the battery on the tool is 100% full. You can connect up to 3 chargers to be powered from a single outlet. This allows you to charge 6 batteries without any management.



### MAGNETIC CONNECTOR

Easy connection and no disconnection required: Our On-Tool Charging Cord allows you to grab a tool and walk away with it. Thanks to the cord's magnetic connector the tool releases itself.



### REALTIME DIAGNOSTICS

LED indicators on the battery and the charger give you instant feedback on the battery's temperature, state of charge and state of health. For more detailed battery information you can use our diagnostics software. A more extensive version of this software is available for authorized Holmatro (Dealer) Service Technicians. It combines in-depth tool diagnostics with integrated inspection procedures, to provide the best service for your Pentheon tools. Holmatro has special accessories available to connect the Pentheon tools and batteries to your laptop or pc.

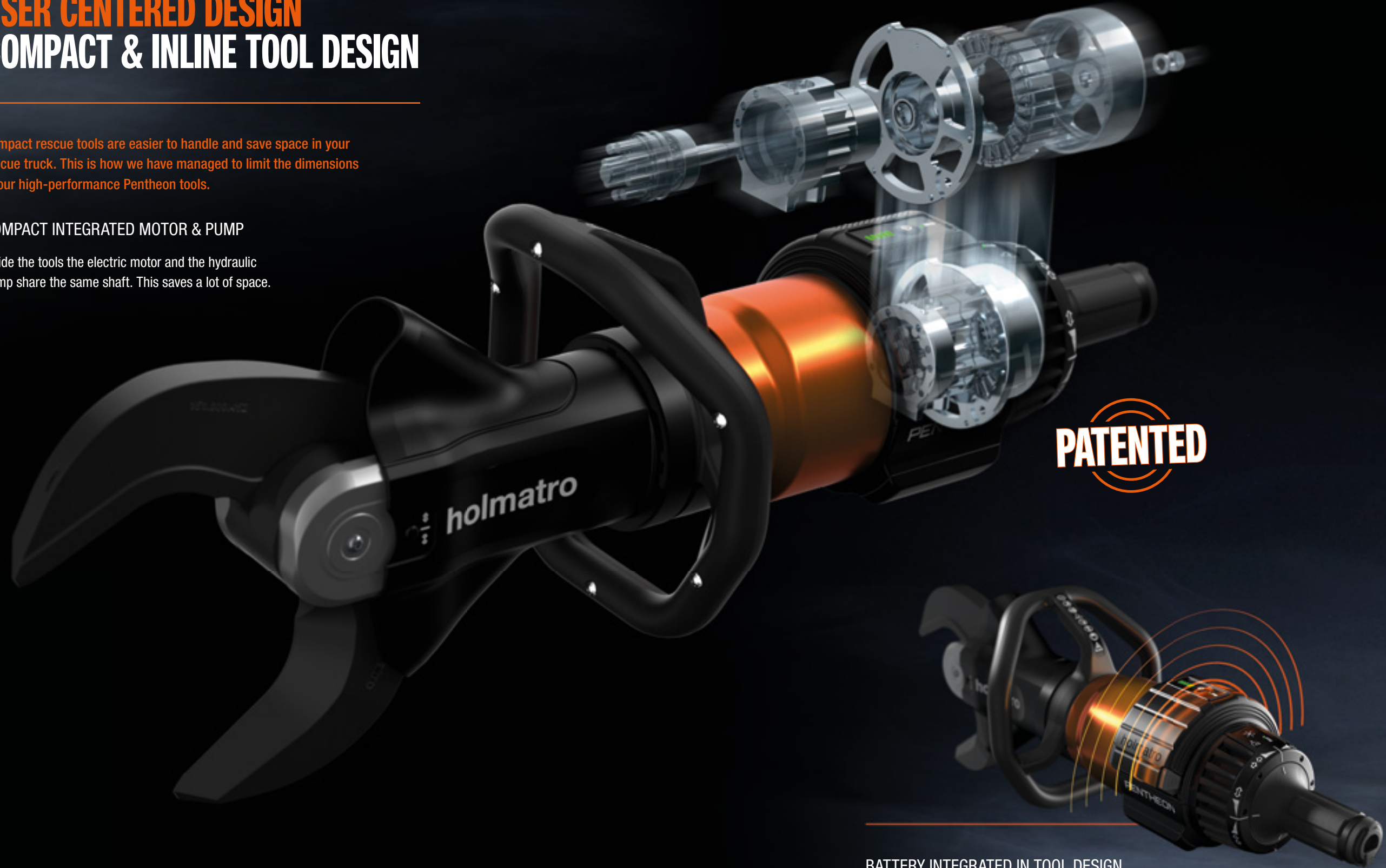


# USER CENTERED DESIGN COMPACT & INLINE TOOL DESIGN

Compact rescue tools are easier to handle and save space in your rescue truck. This is how we have managed to limit the dimensions of our high-performance Pentheon tools.

## COMPACT INTEGRATED MOTOR & PUMP

Inside the tools the electric motor and the hydraulic pump share the same shaft. This saves a lot of space.



**PATENTED**

## BATTERY INTEGRATED IN TOOL DESIGN


The battery has a semi-circle shape which makes it fit around the tool like a bracelet. This also contributes to the slim design of our Pentheon tools.

# USER CENTERED DESIGN EASE OF USE

At Holmatro we design rescue tools with the end user in the first, second and third place. Some examples:

## LED LIGHTS POWERED FROM MAIN BATTERY

Six high-output LED lights in the carrying handle illuminate your working area at night and neutralize annoying shadows during the day. They are powered from the main battery, which means they automatically switch on and off together with the tool. If desired, the lights can be switched off separately by pressing a button on the tool. But don't bother: their power consumption is next to nothing!



## 360° CARRYING HANDLE

With a carrying handle that goes all around the tool, you can hold the tool in any position. It also includes a suitcase grip for easy and well-balanced carrying. The handle is made of a damage-proof high-grade synthetic polymer. This extremely tough and elastic material has the unique property of always returning to its original shape.

## INLINE CONTROL HANDLE WITH 360° ACCESS

Centrally positioned on the back of the tool, our control handle is always within reach. This allows for easy tool operation at all sides of the car and in any position.







# I EMPOWER

---

“First responders have one of the toughest jobs in the world. One that comes with great responsibility. They can make the difference between life and death. No matter how challenging the situation, they need to perform. It is my job to equip them in the best possible way.”

---

**“THEY REQUIRE TOOLS  
THEY CAN FULLY RELY ON.  
FIRST TIME. EVERY TIME.”**

---

## HOMER ROBERTSON

Executive Assistant Fire Chief  
Fort Worth Texas Fire Department, USA

Watch the mini documentary:

[holmatro.com/en/rescue/pentheon-docu-homer](https://holmatro.com/en/rescue/pentheon-docu-homer)



# CUTTERS

PCU30CL - PCU40  
PCU50 - PCU60





# ADDITIONAL FEATURES CUTTERS

## 30° INCLINED BLADES

The angled jaw of our Pentheon Inclined Cutter offers you improved ergonomics when cutting high or low on the car. It allows you to operate the tool from a comfortable waist height. The inclined blade design also results in more space between the tool and the car, where your patient is located. For you, as a rescuer, this means easier and safer cutting.

## NEW CAR TECHNOLOGY BLADE DESIGN

These U-shaped blades pull even the strongest car materials into the cutting recess, close to the central bolt, where they are cut at the highest possible force. For a superior cutting performance on the latest vehicle models.

## OPTIMIZED CUTTING EDGE

Designed to withstand wear and damage even better. For a longer blade life and a superior cutting performance.

## I-BOLT

The i-Bolt has a flat central bolt design without a blade holder in between. It presses the blades together directly and more firmly. This minimizes blade separation and maximizes cutting performance. The flat design also allows for better access into narrow spaces.



Improved ergonomics

Maximized working space



Optimized cutting edge

New Car Technology blades



Traditional central bolt

i-Bolt



# SPECIFICATIONS

## CUTTERS

MODEL	PCU30CL	PCU40	PCU50	PCU60
Article number	151.001.511	151.001.475	159.000.063	159.000.179
Battery included	no	no	no	no
Max. cutting opening	6.7 in	6.7 in	7.2 in	8.1 in
Theoretical cutting force	123,420 lbf	171,754 lbf	312,260 lbf	396,788 lbf
Protection rate	IP57	IP57	IP57	IP57
Weight excl. battery	30.4 lb	38.6 lb	44.1 lb	51.8 lb
Weight, ready for use (incl. battery)	33.7 lb	41.9 lb	47.4 lb	55.1 lb
Dimensions (L x W x H)	31.9 x 10.6 x 11.3 in	32.8 x 10.6 x 11.8 in	35.1 x 10.6 x 10.8 in	37.3 x 10.6 x 13 in
NFPA 1936, cutting capacity	A6 B5 C6 D6 E6 F2	A7 B7 C6 D7 E8 F3	A8 B8 C7 D9 E9	A9 B9 C9 D9 E9 F4

*Please see page 52/53 for information on the battery, charger and other accessories.*







# I UNLEASH

---

“The only thing you know for sure is that you never know what to expect. Structural collapses are extremely difficult to deal with. Locations are tough to reach and any wrong move may cause another collapse. So caution is vital and rescue operations can last for days.”

---

**“WE NEED MOBILITY AND POWER,  
FOR AS LONG AS THE JOB TAKES.”**

---

## JOHN VOS

Search And Rescue Worker at USAR.NL  
The Netherlands

Watch the mini documentary:

[holmatro.com/en/rescue/pentheon-docu-john](https://holmatro.com/en/rescue/pentheon-docu-john)



# SPREADERS

PSP40CL - PSP40  
PSP50 - PSP60





## ADDITIONAL FEATURES

# SPREADERS

### NEW EXTREME GRIP SPREADER TIPS

Unique design with pointed teeth at both sides that bite into the material. The middle row of teeth on the inside of the tips is taller and offers instant grip. The teeth on the outside alternately point in the opposite direction, to prevent the spreader from slipping away. This allows for a superior grip over the full spreading range. Finally, the interlocking profile results in smaller insertion dimensions.

Taller middle row of teeth on both sides

Teeth on the outside alternately point into the opposite direction

Interlocking profile on the inside reduces the insertion dimensions



# SPECIFICATIONS SPREADERS

MODEL	PSP40CL	PSP40	PSP50	PSP60
Article number	151.001.502	159.000.064	159.000.181	159.000.182
Battery included	no	no	no	no
Spreading distance	20.1 in	28.5 in	28.5 in	32.3 in
Max. spreading force	29,450 lbf	62,947 lbf	82,280 lbf	117,350 lbf
Max. pulling force	10,791 lbf	11,623 lbf	15,062 lbf	17,760 lbf
Max. squeezing force	10,566 lbf	13,264 lbf	30,349 lbf	28,551 lbf
Protection rate	IP57	IP57	IP57	IP57
Weight excl. battery	30.2 lb	39.5 lb	43 lb	51.8 lb
Weight, ready for use (incl. battery)	33.5 lb	42.8 lb	46.3 lb	55.1 lb
Dimensions (L x W x H)	31.9 x 10.6 x 10.9 in	37.6 x 10.6 x 10.9 in	38 x 10.7 x 10.7 in	41.4 x 12.6 x 10.8 in
NFPA 1936, HPF	10,791 lbf	11,623 lbf	15,062 lbf	17,760 lbf
NFPA 1936, HSF	11,915 lbf	15,557 lbf	20,907 lbf	25,179 lbf
NFPA 1936, LPF	6,070 lbf	6,070 lbf	7,419 lbf	8,543 lbf
NFPA 1936, LSF	8,768 lbf	8,790 lbf	11,240 lbf	13,489 lbf

Please see page 52/53 for information on the battery, charger and other accessories.







# I FIGHT

“Our job is our mission. It all comes down to assessing the risks and choosing the most effective extrication plan. We only have seconds to make the right decisions and rely on high-performance tools for a fast and safe rescue.”

**“MAXIMUM SPEED AND CONTROL IS WHAT WE NEED TO PREVENT PATIENTS FROM BECOMING CASUALTIES.”**

## THOMAS PLATZEK

Firefighter at Volunteer  
Fire Department Barsinghausen  
Germany

Watch the mini documentary:

[holmatro.com/en/rescue/pentheon-docu-thomas](https://holmatro.com/en/rescue/pentheon-docu-thomas)



# RAMS

PRA40 PTR40  
PRA50 PTR50







## ADDITIONAL FEATURES RAMS

Now you have the choice to use only one compact ram for all applications, including cross ramming. Simply connect one of the optional extension pipes to bridge a gap of up to 1805 mm / 71 inches. The ram will automatically adapt its force to the new maximum length that can be achieved. All to make sure you can keep working safely.

**PATENTED**



### INTEGRATED LASER POINTER

Integrated in the ram head, the laser pointer marks the exact spot where the ram will touch the car construction. It helps you position the tool first time right, which saves time and is safer for the patient. If you would need to retract the ram to reposition it, the car construction could spring back and re-entrap your patient. The laser pointer can help you avoid this risk.



### DOUBLE CARRYING HANDLE

Our Pentheon ram has a double carrying handle for easy tool placement at both sides of the car. It also makes it easier to hold the ram inside the car, where space is limited. The double handle is made of a damage-proof high-grade synthetic polymer. This extremely tough and elastic material has the unique property of always returning to its original shape.

### CROSS RAM SUPPORT SET (ACCESSORY)

Specially developed to distribute the force of the ram over a larger area, our Cross Ram Support Set provides a solid platform for cross ramming. It prevents the ram from pushing through car interior surfaces, which would make it lose its effectiveness. Equipped with grip teeth for maximum hold.





# SPECIFICATIONS

## RAMS

MODEL	PRA40	PRA50	PTR40	PTR50
Article number	159.000.183	159.000.184	159.000.185	159.000.207
Battery included	no	no	no	no
Plunger type	single	single	telescopic	telescopic
Extended length	23.6 in	38.8 in	31.2 in	53.7 in
Retracted length	15.2 in	22.8 in	15.2 in	22.8 in
Total spreading stroke	8.5 in	16 in	16 in	31 in
Spreading stroke 1st plunger	--	--	8.5 in	15.9 in
Max. spreading force 1st plunger	--	--	30,574 lbf	30,574 lbf
Spreading stroke 2nd plunger	--	--	7.6 in	15 in
Max. spreading force 2nd plunger	--	--	14,613 lbf	14,613 lbf
Spreading force over full stroke	30,574 lbf	30,574 lbf	--	--
Protection rate	IP57	IP57	IP57	IP57
Weight excl. battery	28 lb	36.2 lb	30.9 lb	40.6 lb
Weight, ready for use (incl. battery)	31.3 lb	39.5 lb	34.2 lb	43.9 lb
Dimensions (L x W x H)	15.2 x 10.1 x 17.4 in	22.8 x 10.1 x 17.4 in	15.2 x 10.1 x 17.4 in	22.8 x 10.1 x 17.4 in
NFPA 1936, HSF	30,574 lbf	30,574 lbf	30,574 lbf	30,574 lbf
NFPA 1936, LSF	30,574 lbf	30,574 lbf	14,613 lbf	14,613 lbf

Please see page 52/53 for information on the battery, charger and other accessories.







# I SAVE

---

“I remember waking up in my car with the realization that my leg was gone. The police officer shining her light at me. “Mam are you with me?” The shock, and everything went dark. If they had got to me seconds later, it would probably have been too late for me. And I still ask myself how the first responders got me out of that car wreck.”

---

**“I KNOW ONLY REAL HEROES  
CAN PULL THAT OFF.”**

---

## CARLY RUSK

Car Crash Survivor  
Halethorpe MD, USA

Watch the mini documentary:

[holmatro.com/en/rescue/pentheon-docu-carly](https://holmatro.com/en/rescue/pentheon-docu-carly)



# COMBI TOOLS

PCT11 - PCT14  
PCT50 - PCT60







Grip tooth / teeth at the inside of each combi tool blade (PTC50/60 models only)

## ADDITIONAL FEATURES COMBI TOOLS

### UNIQUE GRIP TEETH

Added to the inside of the combi tool blades, these teeth prevent the material from being pushed out during cutting.



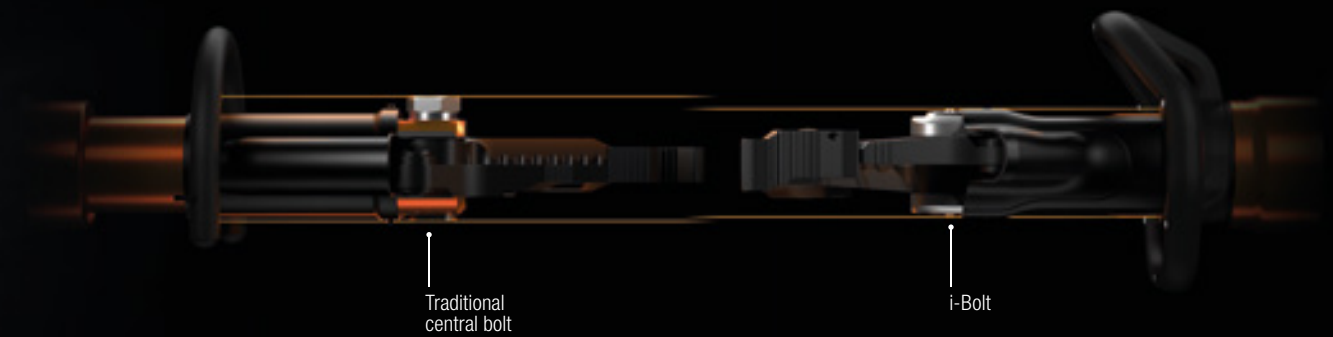
Removable tips on models PCT50/60

### REMOVABLE TIPS

The combi tool tips, which are specifically designed for spreading and squeezing, can be easily removed by hand. This allows you to cut material without crushing it.

### I-BOLT

Holmatro invented the i-Bolt to minimize blade separation and maximize cutting performance. It presses the blades together directly (no blade holder in between!) and more tightly. This eliminates the need to tighten the central bolt after each tool use. Finally, the i-Bolt has a flat design for better access into narrow spaces.





# SPECIFICATIONS

## COMBI TOOLS

MODEL	PCT11	PCT14	PCT50	PCT60
Article number	159.000.170	159.000.171	159.000.118	159.000.176
Battery included	no	no	no	no
Spreading distance	11.1 in	14.3 in	15 in	18.4 in
Max. spreading force	303,492 lbf	303,492 lbf	418,145 lbf	418,145 lbf
Max. cutting opening	7.7 in	10.9 in	12.6 in	15.5 in
Theoretical cutting force	60,249 lbf	60,249 lbf	150,622 lbf	208,848 lbf
Max. pulling force	--	--	23,380 lbf	23,605 lbf
Max. squeezing force	9,892 lbf	7,644 lbf	19,558 lbf	19,761 lbf
Protection rate	IP57	IP57	IP57	IP57
Weight excl. battery	27.1 lb	28 lb	41.4 lb	48.3 lb
Weight, ready for use (incl. battery)	30.4 lb	31.3 lb	44.8 lb	51.6 lb
Dimensions (L x W x H)	26.7 x 10.6 x 10.8 in	28.8 x 10.6 x 10.8 in	35.4 x 10.6 x 10.7 in	39.8 x 10.6 x 10.8 in
NFPA 1936, cutting capacity	A5 B5 C5 D6 E4 F3	A5 B5 C5 D6 E4 F3	A7 B8 C8 D8 E8	A8 B9 C8 D9 E9 F4
NFPA 1936, HPF	--	--	23,380 lbf	23,605 lbf
NFPA 1936, LPF	--	--	17,917 lbf	19,423 lbf
NFPA 1936, HSF	11,690 lbf	8,992 lbf	9,554 lbf	10,589 lbf
NFPA 1936, LSF	8,992 lbf	6,744 lbf	7,396 lbf	8,813 lbf

Please see page 52/53 for information on the battery, charger and other accessories.





# PENTHEON ACCESSORIES

## FOR ALL MODELS



Battery PBPA287

Battery PBPA287 (for all models)	
Article number	151.000.583
Battery type	Li-Ion
Capacity	7 Ah
Energy	176 Wh
Voltage	28 VDC
Protection rate	IP67



Battery Charger PBCH2...

Required accessories (for all models)	Article number
Battery Charger PBCH2 (AC-US)	151.000.742
Battery Charger PBCH3 (DC)	151.000.632


## FOR ALL MODELS



Mains Power Connector PMC...



On-Tool Charging Cord POTC1



Daisy Chain Power Cord DCPC1



Battery Diagnostic Tool PBDT1

Accessories (for all models)	Article number
Mains Power Connector PMC2 (US)	151.000.743
On-Tool Charging Cord POTC1*	151.000.499
Daisy Chain Power Cord DCPC1**	151.000.503
Tool Diagnostics Cord PTDC1***	151.000.508
Battery Diagnostics Tool PBDT1****	151.000.509



Tool Diagnostic Cord PTDC1

\* On-Tool Charging Cord POTC1; Cable to connect a Pentheon tool to the charger for the purpose of on-tool battery charging. The battery on the tool has priority over the battery on the charger.

\*\* Daisy Chain Power Cord DCPC1; Cable to connect 2 battery chargers. Up to 3 chargers can be connected to each other and powered from one outlet.

\*\*\* Tool Diagnostic Cord PTDC1; Cable to connect a Pentheon tool, or the Battery Diagnostic Tool, to a laptop or pc. Holmatro has developed special software for battery and tool diagnostics.

\*\*\*\* Battery Diagnostic Tool PBDT1; To be used with Tool Diagnostic Cord PTDC1.




Accessories (for model)	PSP40CL	PSP40	PSP50	PSP60
1 Accessory Set In Case	158.182.072	150.182.288	150.182.288	151.002.019
2 Pulling Attachment Set	150.182.273	150.182.274	150.182.274	150.182.275
3 Cutting Tip Set	--	150.006.474	150.006.474	150.006.466
4 Pulling Chains Set In Case	150.582.021	150.582.021	150.582.021	150.582.020
5 Pulling Chains Set	150.582.152	150.582.152	150.582.152	150.582.261

## RAMS



Extension Pipe TRE04



Extension Pipe TRE5



Cross Ram Support Set XRS01



Ram Support HRS 22 NCT



Ram Support HRS 22

Accessories (for all models)	Article number
Extension Pipe TRE04, length: 220 mm	151.001.771
Extension Pipe TRE05, length: 440 mm	151.001.902
Cross Ram Support Set XRS01	151.001.164
Ram Support HRS 22 NCT	150.003.105
Ram Support HRS 22	150.181.011

## COMBI TOOLS



Pulling Attachment Set PAS 07



Accessory Set In Case ACS 04



Pulling Chains Set In Case PCS 04



Pulling Chains Set PCS 03

Accessories (for models PCT50 / PCT60)	Article number
Spreading Tip Set STS 04	150.014.731
Pulling Attachment Set PAS 07	150.182.078
Accessories Set In Case ACS 04	150.182.365
Pulling Chains Set In Case PCS 04	150.582.020
Pulling Chains Set PCS 03	150.582.261



HOLMATRO RESCUE EQUIPMENT PRESENTS

# THE FINAL CUT.



**THE FIRST CORDLESS MINI CUTTER  
TO COMPLETE ANY RESCUE SET.**





**THE FIRST CORDLESS MINI CUTTER  
TO COMPLETE ANY RESCUE SET.**

## SPECIFICATIONS MINI CUTTER

MODEL	CCU10
Article number (incl. 2 x 2Ah battery)	151.001.500
Battery included	yes
Cutter jaw	inclined
Theoretical cutting force	49,458 lbf.
Blade opening	2.3 in.
Weight, ready for use (incl. battery)	10.8 lb.
Round bar	0.9 in.
Integrated lighting / i-Bolt	✓ / ✓

## ADDITIONAL FEATURES MINI CUTTER

### CORDLESS DESIGN

- Immediately ready for use
- Maximum operational freedom
- Requires minimal space in the rescue vehicle

### SMART BATTERY TECHNOLOGY

- Up to 70 cuts with one 2Ah battery
- LED light powered by the main battery
- Part of the Cordless Alliance System (CAS):  
Battery compatible with other professional power tools



### SUPERIOR CUTTING PERFORMANCE

- Unique inclined cutter jaw for more freedom in positioning the tool
- Grip teeth on both blades for extra bite when cutting
- Suitable for cutting car pedals, steering wheels and head rests
- Also for cutting rebar (USAR), fences, steel bars and chains (grade 43)

### OPTIMUM TOOL CONTROL

- Variable speed control: push the button further down to increase the tool's speed
- Start-stop mode to save valuable battery time
- Control slide to switch between opening and closing the tool

Required accessory	Article number
Battery charger CBCH2 (AC-US)	159.000.212



Battery Charger CBCH2



With two high-tech production plants in the Netherlands and the USA, the strictest quality, safety and performance standards in the market and a history of groundbreaking product innovations, Holmatro is the world's leading rescue tool supplier. We are very proud to see that Holmatro tools are the first choice of many fire & rescue professionals around the globe.

**DOUBLE  
PLUNGER RAM**

First ram with twin plungers. Designed to double the spreading distance without the risk of a plunger bending.



**CORE  
TECHNOLOGY**

The world's first single hose / single coupler system. A turning point in rescue tool technology, making rescue procedures safer, quicker and easier.



**INCLINED CUTTING**

**INCLINED  
CUTTER**

First cutter with a 30-degree angled jaw, improving user comfort and maximizing working space.




**MINI  
CUTTER**

The FIRST Cordless Mini Cutter to complete any rescue set.

# A HISTORY OF INNOVATION

1968 1969 1970 1971 1972 1973 1974 1975 1976 1977 1978 1979 1980 1981 1982 1983 1984 1985 1986 1987 1988 1989 1990 1991 1992 1993 1994 1995 1996 1997 1998 1999 2000 2001 2002 2003 2004 2005 2006 2007 2008 2009 2010 2011 2012 2013 2014 2015 2016 2017 2018 2019 2020 2021 2022



**720 BAR  
WORKING PRESSURE**

First hydraulic rescue tools operating at a pressure higher than 500 bar. The birth of lighter and more compact rescue equipment.

**PERSONAL  
POWER PUMP**

The first lightweight, mobile rescue pump enabling one man to carry a full set of tool, pump and hoses on his own.



**NCT  
CUTTERS**

First cutter with U-shaped NCT (New Car Technology) blades, specially designed to cut new car construction.



**BATTERY  
TOOLS**

First high-performance battery-powered rescue tools. Easy to carry and handle thanks to a low weight (< 15 kg incl. battery).



**PENTHEON  
SERIES**

Unparalleled speed, ultimate control and the unrestrained performance to keep working in all circumstances. Miles ahead of all other rescue tools in the market.





# YOU CAN COUNT ON US, FOR LIFE

---

holmatro.com

 Holmatro Rescue World

 @HolmatroRescue

 holmatrorescue

 HolmatroRescue